

CHRONDEXE

chronographs utility


Functions


COM ☒ ← Select COM port
OPEN ← Open / Close COM port
LOAD ← Odczyt danych z pliku txt csv
SAVE ← Read data from txt or csv file.
CLEAR ← Clear data
0.54 g ← Projectile weight g-grams, gr-grains)


☐ ☒ ← Chart : Automatic scrolling of SHOTS axis / dynamic scaling
☒ ☐ ← Mix units (J, m/s, grains), (ft-lb, ft/s, grams)
☒ ☐ ← Units: Metric / Imperial
☒ ☐ ← Auto i Auto50: Dynamic scaling of the VELOCITY axis

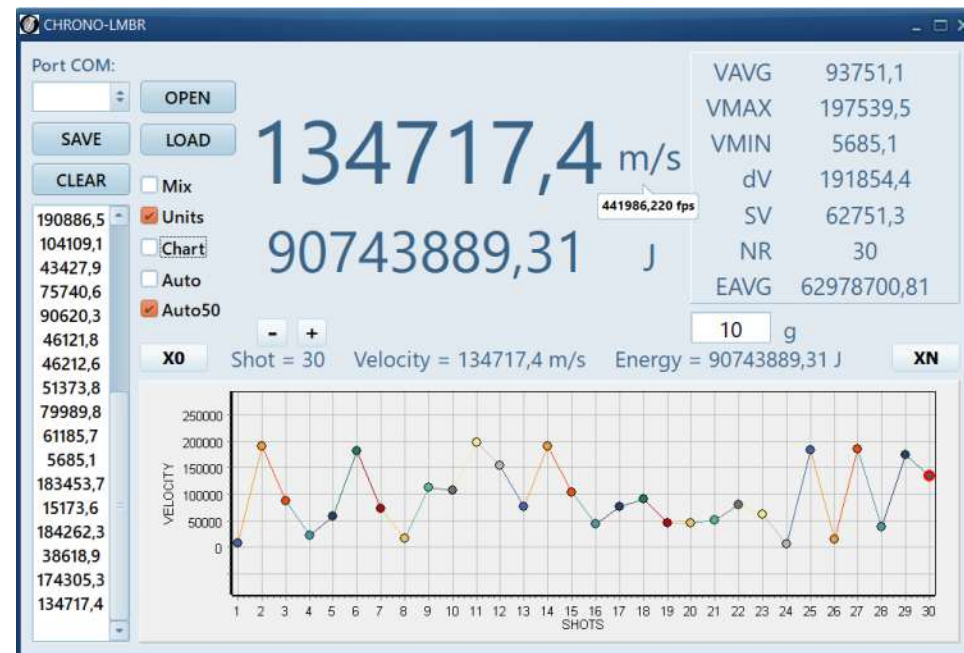
X0 ← Jump to the start of the SHOTS axis
XN ← Jump to the end of the SHOTS axis

+ - ← Zoom in / Zoom out on the SHOTS axis

LPM (Left Mouse Button) – Drag/pan the chart
MYSZ  SCROLL: powiększanie / pomniejszanie osi VELOCITY

 ← Mouse Cursor on point
Point parameters are displayed above the chart

123.00  ← Mouse Cursor on the unit
Point parameters are displayed above the chart



Starting the program

- Before use, please read the terms of the free license: License.txt
- Connect the device to the PC: USB, USB-COM cable or Bluetooth Classic
- Switch on the chronograph and run the program (EXE file)
- Select the COM port and press the OPEN button
- Data will be sent after each shot or when reading from the device's memory
- Program compatible with Windows 7 SP1, Windows 8, Windows 10, Windows 11
- Run as administrator or disable antivirus software (optional)